




MEMBERS OF CONGRESS GOT NEARLY \$16 MILLION IN FARM SUBSIDIES AND TRADE WAR BAILOUT

Name	Member of House or Senate Agriculture Committee	Source of Traditional Farm Subsidies (Commodity Subsidies and Disaster Payments)	Member's Share of Traditional Subsidies, 1995-2020*	Market Facilitation Program Bailout Payments
SEN. KELLY LOEFFLER (R-Ga.)	✓	\$3,435,619 in corn, soybean, wheat and oat subsidies from 1995 to 2020. Received through her father, mother, brother and sister-in-law, who operate farmland Loeffler partly owns and from which she gets income	\$3,435,619*	\$750,000
REP. DOUG LAMALFA (R-Calif.)	✓	DSL LaMalfa Family Partnership received \$5,493,680 in rice and wheat subsidies from 1995 to 2020. LaMalfa holds a 33% share.	\$1,795,059.42	\$54,105
REP. VICKY HARTZLER (R-Mo.)	✓	Hartzler Farms Inc received \$1,164,900 in disaster, corn, soybean, wheat, livestock, sorghum and barley subsidies from 1995 to 2020.	\$1,228,633	\$228,755
SEN. MIKE BRAUN (R-Ind.)	✓	\$336,901 in disaster, corn, wheat, soybean, sorghum, tree and tobacco subsidies from 1996 to 2008. Also, Maple Land Co. LLC, which received \$778,944 in disaster, corn, soybean and wheat subsidies from 2001 to 2020. Braun owns a 50% share.	\$726,373	\$116,041
SEN. CHUCK GRASSLEY (R-Iowa)	✓	\$406,372 in disaster, corn, soybean and oat subsidies from 1995 to 2020	\$406,372	\$23,760
SEN. JON TESTER (R-Mont.)		\$102,338 in disaster, wheat, barley, dry pea and oat commodity subsidies from 1995 to 2020. Also, T-bone Farms Inc., which received \$408,345 in disaster, wheat, barley, price loss coverage for wheat, dry pea and oat commodity subsidies from 1995 to 2020. Tester holds a 50% share.	\$306,510.50	\$11,473



REP. RALPH ABRAHAM (R-La.)	✓	\$58,043 in disaster, cotton, wheat, soybean, livestock and oat subsidies from 1996 to 2000	Abraham Farms LLC received \$135,948 in cotton, rice, soybean, wheat, sorghum and corn subsidies from 2002 to 2019. Abraham holds a 50% share.	\$251,979	
			Abraham Farms Inc. received \$17,238 in cotton, wheat and sorghum subsidies in 200. Abraham holds a 50% share.		
			Ralph & Dianne Farm Partnership received \$234,674 in cotton, rice, soybean, wheat, sorghum and corn subsidies from 2005 to 2009. Abraham holds a 50% share.		
REP. DEVIN NUNES (R-Calif.)		\$57,193 in cotton, wheat, oat and corn subsidies between 2001 and 2005	Sunset View Farms received \$748,064 in cotton, wheat, corn, sorghum and barley subsidies from 1995 to 2005. Nunes holds a 25% share.	\$244,209	
REP. SAM GRAVES (R-Mo.)			\$142,940 in disaster, corn, soybean and oat subsidies from 1995 to 2001.	\$142,940	
REP. FRANK D. LUCAS (R-Okla.)			\$131,170.00 in disaster, livestock and wheat subsidies from 1999 to 2020. Received by wife, Lynda Lucas; farmland listed as asset in Lucas' Financial Disclosure forms	\$131,170	\$462



SEN. DEB FISCHER (R-Neb.)		Sunny Slope Ranch Inc. received \$402,347 in disaster, livestock and corn subsidies from 2002 to 2020. Fischer holds a 24.29% share.	\$106,307.34	\$5,499
		Sunny Slope Ranch received \$34,309 in disaster, livestock and corn subsidies from 2002 to 2008. Fischer holds a 25% share.		
DAN NEWHOUSE (R-Wash.)	Irving Newhouse & Sons Inc. received \$160,428 in disaster, apple, wheat, corn, barley, sheep meat, livestock and oat subsidies from 1999 to 2013. Newhouse holds a 50% share.		\$80,214	
		\$548 in livestock disaster subsidies in 1999		
REP. AUSTIN SCOTT (R-Ga.)		Thronateeska Bluffs Plantation LLC, received \$14,222 in peanut, corn, wheat and soybean subsidies from 2015 to 2018. Scott holds a 49% share.	\$73,349.78	
		Thronateeska Plantation LLC received \$131,666 in corn, wheat, peanut, cotton and soybean subsidies from 2006 to 2013. Scott holds a 50% share.		
SEN. MICHAEL BENNET (D-Colo.)		Daggett Farms Ltd Partnership received \$415,748 in disaster, rice, cotton, wheat, soybean and sorghum subsidies from 1995 to 2015. Bennet's wife holds a 9.42% share.	\$63,718.21	\$105,458
		L M D Farms Limited Partnership received \$231,404 in disaster, rice, wheat, cotton, soybean, corn and sorghum subsidies from 2000 to 2020. Bennet's wife holds a 8.97% share.		



		\$2,108 in disaster, cotton, wheat and livestock subsidies from 1998 to 1999		
REP. MAC THORNBERRY (R-Texas)		Thornberry Brothers received \$182,088 in disaster, livestock, cotton, wheat, sorghum and price loss coverage for wheat from 1999 to 2016. Thornberry holds a 33% share.	\$62,197.04	
REP. JOHN W. ROSE (R-Tenn.)		\$51,315 in disaster, livestock, corn, tobacco and wheat subsidies from 1998 to 2017	\$51,315	
SEN. MIKE ROUNDS (R-S.D.)		FRA LLC received \$48,420 in corn, sunflower and wheat subsidies and Price Loss Coverage for wheat from 2000 to 2020. Rounds owns an unknown share.	\$48,420	\$7,338
REP. JAMES COMER JR. (R-Ky.)	✓	\$42,246 in corn, livestock, wheat and tobacco subsidies	\$42,246	
REP. BOB GIBBS (R-Ohio)		\$41,451 in corn, soybean, wheat and oat subsidies from 1995 to 2020	\$41,451	\$4,905
REP. JIM COOPER (D-Tenn.)		Cooper Brothers Land Co. received \$108,346 in corn, wheat, soybean, tobacco, sorghum and oat subsidies from 1995 to 2006. Cooper holds a 33% share.	\$35,996.42	
		PLC Properties LLC received \$5,383 in wheat, soybean, tobacco and sorghum subsidies from 1996 to 2003. Cooper holds a 4.5% share.		
REP. ROBERT ADERHOLT (R-Ala.)		Greenbrier Enterprises LLC received \$51,808 in cotton, soybean, wheat and corn subsidies from 2009 to 2018. Aderholt holds a 20% share.	\$12,175.60	
		His wife, Caroline Aderholt, received \$1,814 in cotton, corn, wheat and soybean subsidies from 2009 to 2017.		



REP. STEVE STIVERS (R-Ohio)		Zua Stivers Trust received \$210,797 in corn, soybean and wheat subsidies from 1995 to 2017. Stivers holds a 5% share.	\$10,539.85
REP. JAMES R. BAIRD (R-Ind.)	✓	\$251 in corn and soybean subsidies in 2016 Baird Family Farms LLP received \$4,276 in corn, wheat and soybean subsidies from 2007 to 2010.	\$4,527
REP. COLLIN PETERSON (D-Minn.)	✓	\$828 in wheat, corn, barley and oat subsidies from 2005 to 2009 Peterson Farms Partnership received \$4,718 in wheat, corn and barley commodity subsidies from 2011 to 2018. Peterson holds a 50% share.	\$3,187
REP. KELLY ARMSTRONG (R-N.D.)		Heart River Ranch LLLP received \$2,931 in disaster, wheat, barley and oat commodity subsidies from 2001 to 2013	\$2,931
REP. GREG GIANFORTE (R-Mont.)		MGRR No. 1 LLC received \$58,083 in wheat, barley and oat subsidies from 2001 to 2006. Gianforte hold 3.66% share.	\$2,124.19
REP. JIM COSTA (D-Calif.)	✓	Lena E. Costa Living Trust received \$2,494 in cotton and corn subsidies from 2006 to 2007. Costa holds a 50% share.	\$1,247
REP. THOMAS MASSIE (R-Ky.)		\$139 in tobacco commodity subsidies in 2003 Howard Massie Farms LLC received \$2,149 in tobacco subsidies from 2008 to 2010. Massie holds 50% share.	\$1,213.50
REP. KENNY MARCHANT		\$453.00 in wheat, sorghum, corn, oat and barley subsidies in 2003	\$453



SEN. JOHN NEELY KENNEDY (R-La.)	\$401 in cotton, corn and wheat subsidies from 2000 to 2007	\$401
ADRIAN SMITH (R-Neb)	Bonnie Sanders Irrevocable Trust received \$1,564 in disaster corn, soybean and sorghum commodity subsidies from 2001 to 2003. Smith holds a 20% share.	\$312.80
REP. BRIAN BABIN (R-Texas)	\$81 in disaster subsidies in 2006	\$81
REP. DOUG LAMBORN (R-Colo.)	\$69 in soybean, sorghum and wheat subsidies in 2013	\$69

** Amounts received listed are based on the member's known percentage farm operation ownership. When that amount is unlisted or unknown, it is assumed the member received the full amount*

Sources: Commodity and disaster subsidies from USDA data compiled in EWG's Farm Subsidy Database; MFP payments from USDA data obtained by EWG under the Freedom of Information Act; other information from members' financial disclosure documents.

