



























NAME	MEMBER OF THE HOUSE/ SENATE AGRICULTURE COMMITTEE	SOURCE OF TRADITIONAL FARM SUBSIDIES ¹	MEMBER OF CONGRESS SHARE OF TRADITIONAL SUBSIDIES, 1995-2016	MEMBER OF CONGRESS CROP INSURANCE SUBSIDIES, 1995-2016 ²
 <p>Robert Aderholt (Ala.-4)</p>	No	<p>Greenbrier Enterprises LLC, which received \$44,340 in cotton, soybean, wheat and corn commodity subsidies from 2009 to 2016. Rep. Aderholt holds a 20 percent share.</p> <p>Rep. Aderholt's wife, Caroline Aderholt received \$1,446 in cotton subsidies from 2009-2012</p>	\$10,314	?
 <p>Doug LaMalfa (Calif.-1)</p>	Yes	<p>DSL LaMalfa Family Partnership, which received \$5,294,467 in rice and wheat commodity subsidies from 1995 to 2013. Rep. LaMalfa holds a 33 percent share.</p>	\$1,747,174	?
 <p>Jim Costa (Calif.-16)</p>	Yes	<p>Lena E Costa Living Trust, which received \$2,494 in cotton and corn commodity subsidies from 2006 to 2007. Rep. Costa holds a 50 percent share.</p>	\$1,205	?
 <p>David G. Valadao (Calif.-21)</p>	No	<p>Triple V, which received \$217,296 in dairy programs, corn, wheat, cotton, Price Loss Coverage (wheat) commodity subsidies from 2006 to 2016. Rep. Valadao holds a 17 percent share.</p> <p>Valadao Dairy, which received \$441,385 in cotton, Dairy Program, corn, wheat, sorghum and Price Loss Coverage (wheat) commodity subsidies from 2009 to 2016. Rep. Valadao holds an unknown share.</p> <p>Valadao Dairy Old, which received \$654,429 in Disaster, cotton, dairy program, livestock, corn, wheat, sorghum and barley subsidies from 1997 to 2009. Rep. Valadao holds a 15 percent share.</p>	\$576,489	?





NAME	MEMBER OF THE HOUSE/ SENATE AGRICULTURE COMMITTEE	SOURCE OF TRADITIONAL FARM SUBSIDIES ¹	MEMBER OF CONGRESS SHARE OF TRADITIONAL SUBSIDIES, 1995-2016	MEMBER OF CONGRESS CROP INSURANCE SUBSIDIES, 1995-2016 ²
 <p>Devin Nunes (Calif.-22)</p>	No	<p>Sunset View Farms, which received \$748,064 in cotton, wheat, corn, sorghum and barley commodity subsidies from 1995 to 2005. Rep. Nunes holds a 25 percent share.</p> <p>\$57,193 in cotton, wheat, oat and corn commodity subsidies from 2001 to 2005.</p>	\$244,209	?
 <p>Doug Lamborn (Colo.-5)</p>	No	\$69 in soybean, sorghum and wheat commodity Subsidies.	\$69	?
 <p>Austin Scott (Ga.-8)</p>	Yes	<p>Thronateeska Bluffs Plantation LLC, which received \$10,146 in corn, wheat and soybean commodity subsidies from 2015 to 2016. Rep. Scott holds a 49 percent share.</p> <p>Thronateeska Plantation LLC, which received \$131,666 in corn, wheat, peanut, cotton and soybean commodity subsidies from 2006 to 2013. Rep. Scott holds a 50 percent share.</p>	\$71,454	?
 <p>James Comer Jr. (Ky.-1)</p>	Yes	\$42,246 in corn, livestock, wheat and tobacco commodity subsidies.	\$42,246	?



NAME	MEMBER OF THE HOUSE/ SENATE AGRICULTURE COMMITTEE	SOURCE OF TRADITIONAL FARM SUBSIDIES ¹	MEMBER OF CONGRESS SHARE OF TRADITIONAL SUBSIDIES, 1995-2016	MEMBER OF CONGRESS CROP INSURANCE SUBSIDIES, 1995-2016 ²
 <p>Thomas Massie (Ky.-2)</p>	No	<p>Howard Massie Farms LLC, which received \$2,149 in tobacco subsidies from 2008 to 2010. Rep. Massie holds 50 percent share.</p> <p>\$139 in tobacco commodity subsidies in 2003.</p>	\$1,213	?
 <p>Ralph Abraham (La.-5)</p>	Yes	<p>Abraham Farms LLC, which received \$134,685 in cotton, rice, soybean, wheat, sorghum and corn commodity subsidies from 2002 to 2009.</p> <p>Ralph & Dianne Farm Partnership, which received \$234,674 in cotton, rice, soybean, wheat, sorghum and corn commodity subsidies from 2005 to 2009.</p> <p>Abraham Farms Inc., which received \$17,238 in cotton, wheat and sorghum, commodity subsidies 2001.</p> <p>\$58,043 in disaster, cotton, wheat, soybean, livestock and oat commodity subsidies from 1996 to 2000.</p>	\$444,640	?
 <p>Collin Peterson (Minn.-7)</p>	Yes	<p>Peterson Farms Partnership, which received \$3,514 in wheat, corn and barley commodity subsidies from 2011 to 2016. Rep. Peterson holds a 50 percent share.</p> <p>\$828 in wheat, corn, barley and oat commodity subsidies from 2005 to 2009.</p>	\$2,585	?
 <p>Vicky Hartzler (Mo.-4)</p>	Yes	<p>Hartzler Farms Inc, received \$986,789 in Disaster, Corn, Soybean, Wheat, Livestock, Sorghum, and Barley commodity subsidies from 1995-2016.</p>	\$986,789	?

NAME	MEMBER OF THE HOUSE/ SENATE AGRICULTURE COMMITTEE	SOURCE OF TRADITIONAL FARM SUBSIDIES ¹	MEMBER OF CONGRESS SHARE OF TRADITIONAL SUBSIDIES, 1995-2016	MEMBER OF CONGRESS CROP INSURANCE SUBSIDIES, 1995-2016 ²
 <p>Sam Graves Jr. (Mo.-6)</p>	No	\$142,940 in corn, soybean, wheat and oat commodity subsidies from 1995 to 2001.	\$142,940	?
 <p>Greg Gianforte (Mont.-At-Large)</p>	No	MGRR No 1 LLC , which received \$58,083 in wheat, barley and oat commodity subsidies from 2001 to 2006. Rep. Gianforte hold 3.7 percent share.	\$2,149	?
 <p>Adrian Smith (Nebr.-3)</p>	No	Bonnie Sanders Irrevocable Trust , which received \$1,564 in disaster corn, soybean and sorghum commodity subsidies from 2001 to 2003. Rep. Smith Hold a 20 percent share.	\$312	?
 <p>Steve Stivers (Ohio-15)</p>	No	Zua Stivers Trust , which received \$200,144 in corn, soybean and wheat commodity subsidies from 1995 to 2016. Rep. Stivers holds a 5 percent share.	\$10,007	?
 <p>Bob Gibbs (Ohio-7)</p>	Yes	\$35,413 in corn, soybean, wheat and oat commodity subsidies from 1995 to 2016.	\$35,413	?

NAME	MEMBER OF THE HOUSE/ SENATE AGRICULTURE COMMITTEE	SOURCE OF TRADITIONAL FARM SUBSIDIES ¹	MEMBER OF CONGRESS SHARE OF TRADITIONAL SUBSIDIES, 1995-2016	MEMBER OF CONGRESS CROP INSURANCE SUBSIDIES, 1995-2016 ²
 <p>Frank D. Lucas (Okla.-3)</p>	Yes	<p>\$115,793 in disaster, livestock and wheat commodity subsidies from 1999 to 2016. Subsidies received by his wife, Lynda Lucas. Farm land listed as asset in Rep. Lucas' financial disclosure forms.</p>	\$115,793	?
 <p>Kristi L. Noem (S.D.-At-Large)</p>	No	<p>Racota Valley Ranch, which received \$3,392,546 in disaster, corn, soybean, wheat, barley, dry pea, oat, livestock and sorghum commodity subsidies from 1995 to 2016. Rep. Noem holds a 16.9 percent share.</p> <p>\$228 in disaster, soybean, livestock, wheat and corn commodity subsidies from 1997 to 2012.</p>	\$573,568	?
 <p>Jim Cooper (Tenn.-5)</p>	No	<p>Cooper Brothers Land Co., which received \$108,346 in corn, wheat, soybean, tobacco, sorghum and oat commodity subsidies from 1995 to 2006. Rep. Cooper holds a 33 percent share.</p> <p>PLC Properties LLC, which received \$5,383 in wheat, soybean, tobacco and sorghum commodity subsidies from 1996 to 2003. Rep. Cooper holds a 4.5 percent share.</p>	\$36,023	?
 <p>Mac Thornberry (Tex.-13)</p>	No	<p>Thornberry Brothers, which received \$182,088 in disaster, livestock, cotton, wheat, sorghum and Price Loss Coverage (wheat) from 1999 to 2016. Rep. Thornberry holds a 33 percent share.</p> <p>\$2,108 in disaster, cotton, wheat and livestock commodity subsidies from 1998 to 1999.</p>	\$62,197	?

NAME	MEMBER OF THE HOUSE/ SENATE AGRICULTURE COMMITTEE	SOURCE OF TRADITIONAL FARM SUBSIDIES ¹	MEMBER OF CONGRESS SHARE OF TRADITIONAL SUBSIDIES, 1995-2016	MEMBER OF CONGRESS CROP INSURANCE SUBSIDIES, 1995-2016 ²
 <p>Lamar Smith (Tex.-21)</p>	No	<p>Lamar Seeligson Ranch, which received \$10,256 in disaster subsidies in 2004. Rep. Smith holds a 50 percent share.</p> <p>\$101,274 in disaster, corn, cotton, sorghum, sunflower and wheat commodity subsidies from 1995 to 2011.</p>	\$106,402	?
 <p>Kenny Marchant (Tex.-24)</p>	No	<p>\$453.00 in wheat, sorghum, corn, oat and barley in 2003.</p>	\$453	?
 <p>Blake Farenthold (Tex.-27)</p>	No	<p>\$1,205.00 in disaster, sorghum and corn commodity subsidies from 1999 to 2005.</p>	\$1,205	?
 <p>Brian Babin (Tex.-36)</p>	No	<p>\$81 in disaster subsidies in 2006.</p>	\$81	?
 <p>Dan Newhouse (Wash.-4)</p>	No	<p>Irving Newhouse & Sons Inc., which received \$160,428 in disaster, apple, wheat, corn, barley, sheep meat, livestock and oat commodity subsidies from 1999 to 2013.</p>	\$80,214	?

NAME	MEMBER OF THE HOUSE/ SENATE AGRICULTURE COMMITTEE	SOURCE OF TRADITIONAL FARM SUBSIDIES ¹	MEMBER OF CONGRESS SHARE OF TRADITIONAL SUBSIDIES , 1995-2016	MEMBER OF CONGRESS CROP INSURANCE SUBSIDIES, 1995-2016 ²
 <p>Michael Bennet (Colorado)</p>	Yes	<p>Daggett Farms Ltd. Ptr., which received \$296,802 in Disaster, Rice, cotton, wheat, soybean and sorghum commodity subsidies from 1995 to 2015. Sen. Bennet holds a 9 percent share.</p> <p>LMD Farms Limited Partnership, which received \$150,682 in disaster, rice, wheat, cotton, soybean, corn and sorghum commodity subsidies from 2000 to 2017. Sen. Bennet holds a 9 percent share.</p>	\$40,273	?
 <p>Chuck Grassley (Iowa)</p>	Yes	\$367,763 in disaster, corn, soybean and oat commodity subsidies from 1995 to 2016.	\$367,763	?
 <p>John Neely Kennedy (Louisiana)</p>	No	\$401 in cotton, corn and wheat commodity subsidies from 2000 to 2007.	\$401	?
 <p>Jon Tester (Montana)</p>	No	<p>T-Bone Farms Inc., which received \$341,981 in disaster, wheat, barley, Price Loss Coverage (wheat), Dry Pea and Oat commodity subsidies from 1995 to 2016. Sen. Tester hold a 50 percent share.</p> <p>\$81,808 in disaster, wheat, barley, Price Loss Coverage (wheat), dry pea and oat commodity subsidies from 1995 to 2016.</p>	\$252,798	?

NAME	MEMBER OF THE HOUSE/ SENATE AGRICULTURE COMMITTEE	SOURCE OF TRADITIONAL FARM SUBSIDIES ¹	MEMBER OF CONGRESS SHARE OF TRADITIONAL SUBSIDIES , 1995-2016	MEMBER OF CONGRESS CROP INSURANCE SUBSIDIES, 1995-2016 ²
 Deb Fischer (Nebraska)	No	<p>Sunny Slope Ranch Inc., which received \$389,078 in disaster, livestock and corn commodity subsidies from 2002 to 2016. Sen. Fischer holds a 24.29 percent share.</p> <p>Sunny Slope Ranch, which received \$34,309 in disaster, livestock and corn commodity subsidies from 2002 to 2008. Sen. Fischer holds a 25 percent share.</p>	\$103,084	?
 Mike Rounds (South Dakota)	No	<p>FRA LLC, which received \$30,290 in corn, sunflower, wheat and Price Loss Coverage (wheat). Sen. Rounds owns an unknown share.</p>	\$30,290	?

1. Data obtained through comparison of publicly available Financial Disclosure Forms and EWG's Farm Subsidy Database.

2. Crop Insurance Subsidies are not included in Traditional Subsidy totals.

† **Updated on Dec. 12, 2017.** The original report listed Rep. Bill Flores (R-Texas) as a recipient of federal farm subsidies in the amount of \$202.00. According to Flores' office, that is not accurate.

Here is a statement from Rep. Flores' communications director Andre Castro: These farm subsidies were received by an estate/family partnership owned by the Congressman's cousins and siblings. He opted out of receiving his share of the subsidies; and he refunded the payments that the government sent him in error when the government failed to comply with his opt-out application.